





This information is only to be used as guidance. The designer remains responsible for the design and possible consequences. In need of support, please contact local Schneider Electric office.


### Alarm Equipment


 DBS1224B4W, Base Sounder 12/24 VDC B4 White FFS06711013


 WSO-PR-N33, Wall Mount Sounder Non-I FFS06711738


 WST-PC-N33, Wall mount Strobe VAD FFS06711748


 MBA-6, Fire Bell Outdoor FFS06431505


 BSO-PP-N33, Detector Base Sounder Non-Isolator FFS06711722


 B501AP, Mounting Base White FFS06710600


 WSS-PC-N33, Wall Mount Sounder Strobe VAD FFS06711746


 BBX-4, Mounting Box for Outdoor Bell FFS06431510


 BSS-PR-N33, Detector Base Sounder Strobe Non-Isolator FFS06711724

 WPW-E10, Waterproof Base IP65 AP200 Alarm Device FFS06711743


 B501AP, Mounting Base White FFS06710600

 CWST-RR-W5-E010, Conv. IP65 W and C Beacon FFS06425171


 MBF-6EV, Fire Bell Indoor FFS06431065

 CWSS-RR-W5-E010, Conv. IP65 W and C Sounder Beacon FFS06425173


### Switch In


 EM210E, MODULE SINGLE INPUT FFS06717010


### Switch Out


 EM201E, MODULE SINGLE OUTPUT FFS06717001

### Manual Call Point


 MCP5A-RP02FG-01, MCP Addr Isolated with Glass FFS06423732EN


 SR1T-2G, Surface Mounting Box FFS06424310


 Plain MCP Hinged Cover PS200 FFS06424502


 WCP5A-RP02SF-E010-01, WCP Addr IP67 Call Point, ESMI FFS06423668E


### EX Zone

 Optical Smoke Detector 22051EISE FFS06710248


 B501AP, Mounting Base White FFS06710600


 Single Channel Isol 225 Y72221 FFS06710247


 Interface Module 2251 E IST200 FFS06710246


 Surface Mount Box 500S SMB500 FFS06710246

### Aspiration

 ASD531 1S with Sensor FFS06432669

 ASD532 1S with Smoke Level Indicator FFS06432670  
SSD532 Smoke Sensor FFS06432673

 ASD535-3 1S AD Display FFS06432543

 ASD535-4 2S AD Display FFS06432544

 SSD535-3 Smoke Sensor High Sensitivity FFS06432547

 FBS 25 PC Filter Box Small FFS06432551

### Detection without standard


 DNRE, Addressable Duct Detector Housing FFS06716421

 IR3 Flame Detector 40/40 FFS06433405


 Sampling Tube 30cm Duct DST1 FFS06716412


 Tilt Mount for 40/40 FL FFS06433410


 HEAT DETECTION CABLE

 EM210E, MODULE SINGLE INPUT FFS06717010

### Advanced Multicriteria Detectors

 ESMI22051TLE, MULTI-CRITERIA DET 3 ELEM, WHITE FFS06710606

 ESMI2251CTLE-W, MULTI-CRITERIA DET 4 ELEM, WHITE FFS06710607

 B501AP, Mounting Base White FFS06710600

### Fire GUI



- ESGRAF
- Contamination monitoring
  - Service reporting
  - Fire & Security integration